

Look how you can benefit
by simply installing a
showerdome

NO Steam, Mould
or Mildew

Extractor Fan and
Heater not required

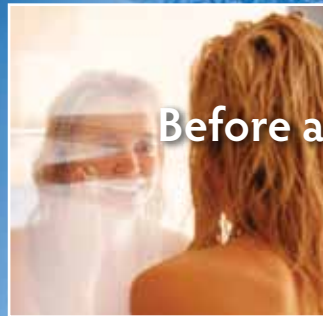
Condensation
Eliminated

Clear
Mirrors

Cosy Warm
Shower

Less Cleaning


Saves Power



Before a Showerdome®



After a Showerdome®




Enjoy the benefits of a
drier healthier home
by simply installing a Showerdome®



showerdome.com.au
Phone: 1300 148 708


Doesn't make steam, makes sense
showerdome

Say goodbye to
shower steam forever!



The SHOWERDOME is subject to Intellectual Property Protection
Design Registration No. 403028

Say goodbye to
shower steam forever!



You won't notice your Showerdome®but you will notice the difference.

What some
Showerdome®
users say:



PROBLEM: BATHROOM MOISTURE

It's annoying and damaging... steamed up mirrors, wet walls and ceilings, slippery floors and paint damage - all caused by condensation, mould and mildew.

SOLUTION: SHOWERDOME®

Now you can do away with these costly problems by installing the simple, effective SHOWERDOME®. We have a range of shapes and sizes to suit most existing and new shower cubicles.



HERE'S HOW SHOWERDOME® WORKS

Without Showerdome®

Bathroom steam forms when warm moisture laden air generated by the shower mixes with the cooler air in the bathroom. Condensation then covers all the surfaces in your bathroom causing inconvenience, damage and expense.

With Showerdome®

By simply installing a Showerdome® on top of your shower cubicle, you stop the two air masses from mixing - hence you stop the creation of steam. It's so simple - yet so effective!



LET US EXPLAIN...

Q: Will it save money?

A: YES! There is no need to run extractor fans or bathroom heaters. You are likely to reduce your hot water temperature and consumption. You will also save on cleaning products, and long term bathroom maintenance is greatly reduced!

Q: Are there any ongoing running costs?

A: NO. Once the Showerdome® is fitted there are no more costs. It has no moving parts, there is nothing to break down.

Q: Can I fit the SHOWERDOME® myself?

A: Yes, a confident DIYer with the correct tools can do the installation. However, we strongly recommend Showerdome® is fitted by a trained installer as they have the specialist equipment and expertise to custom fit the Showerdome® for you.

Absolutely sensational!

"It does everything that it claims and without overstatement. We will now be putting a Showerdome on the other shower in the house and that goes for any other house we live in, in the future. This simple device surely has to be the the most cheap and effective way of reducing condensation and associated mould and mildew in bathrooms. Thanks for a great product".

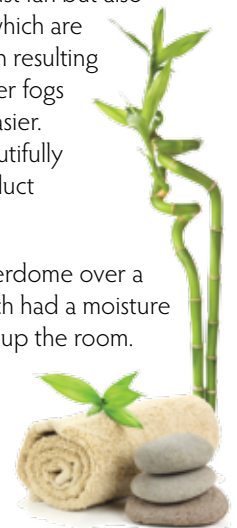
John & Rosie

"Our Showerdome has solved the problem of our steam in our bathrooms. The mirror stays clear and I don't have to open a window on cold days". *Heather & Neville*

"Fantastic Product! I recently had a Showerdome installed and I'm extremely impressed. Not only am I now not having to turn on my exhaust fan but also using much less hot water, both of which are reducing my electricity consumption resulting in cheaper bills! My mirror no longer fogs up and cleaning is made so much easier. It's great in winter, shower stays beautifully warm. I highly recommend this product to anyone". *Julie*

"We have recently installed a Showerdome over a shower in our guest bathroom, which had a moisture problem from the shower steaming up the room. The results are excellent and the Showerdome has met all the advertised features of the product. We highly recommend it".

Henry



Doesn't make steam, makes sense
showerdome®

Say goodbye to
shower steam forever!